

Buying into inequality.

A macroeconomic analysis linking accelerated obsolescence, interpersonal inequality and potential for degrowth.

Antoine Monserand



Origins of the idea

- Frequent oppositions :
 - ecology VS economy
 - Less pollution VS more jobs, wages, profits
- Does Accelerated Obsolescence (AO) illustrate this opposition?
 - Invented in the 1930s to increase sales.
 - « Material » first, then also « social » and « software »-related.
- Intuitive reaction : AO is socially useless, ecologically nefast
→ who benefits from it?
- Need to verify it macroeconomically

Research hypothesis

- The increase in economic activity due to AO does not « really » benefit workers since their constrained expenditures increase.
- In contrast, capitalists benefit from it.
- The increase in capitalists' consumption is not enough to make workers benefit from AO.
- AO increases income and wealth inequality, even when accounting for macroeconomic feedback effects.
- Conclusion : reducing AO could allow for reducing inequality and resource consumption, without impacting workers negatively.

Methodology

- Construction of a macro SFC model, post-Keynesian theoretical basis
- Simulation: increase in depreciation rate of households' equipment goods (workers and capitalists)
- Interpersonal inequality:
 - Disposable income per person (worker VS capitalist)
 - Wealth per person (worker VS capitalist)



Outline of the presentation

- Presentation of the model
- Simulation of obsolescence acceleration
- Results and discussion
- Conclusion

The model

- Balance sheet matrix

	Households		Firms	Gvt/CB	Σ
	Workers	Capitalists			
High-powered money	$+H_w$	$+H_c$		$-H$	0
Equipment goods	$+N_w E$	$+N_c E$			$+NE$
Productive capital			$+K$		$+K$
Equities		$+Q$	$-Q$		0
Balance (net worth)	$-V_w$	$-V_c$	0	$-V_g$	$-(V_w + V_c + V_g)$
Σ	0	0	0	0	0

The model

- Transactions-flow matrix

	Households		Firms	Gvt/CB	Σ
	Workers	Capitalists			
Consumpt. (equipment)	$-C_{1,w}$	$-C_{1,c}$	$+C_1$		0
Consumpt. (other)	$-C_{2,w}$	$-C_{2,c}$	$+C_2$		0
Government spending			$+G$	$-G$	0
Wages	$+WB$		$-WB$		0
Profits		$+P$	$-P$		0
Taxes	$-T_w$	$-T_c$		$+T$	0
Change in cash	$-\Delta H_w$	$-\Delta H_c$	0	$+\Delta H$	0
Σ	0	0	0	0	0

Other hypotheses

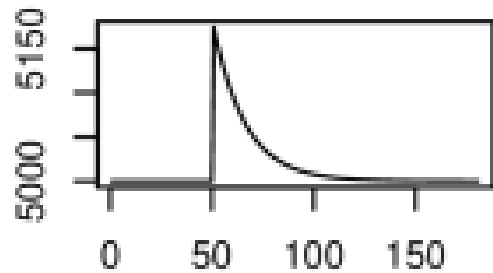
- Consumption of equipment : constrained, autonomous (Depreciation rate x Stock)
- Other consumption : effective disposable income and wealth
- Effective disposable income = Disp. Income - Constrained consumpt.
- Capitalists : 10 % population, 33 % national income (preexist. ineq.)
- Hours worked: proportional to production → Increase/decrease of working time when production increases/decreases (no unemployment)

Model in stationary state

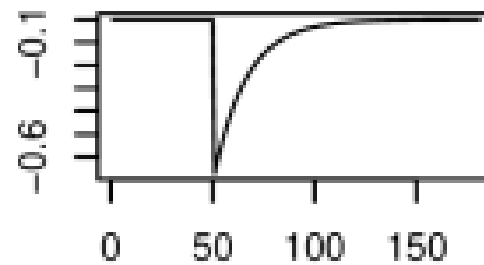
- In the absence of shock, the model converges to a stationary state
- $Y = G_0 / \text{Tax rate}$

Acceleration of obsolescence

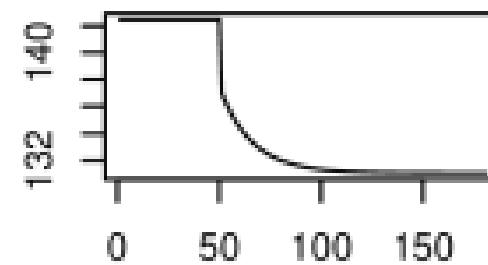
Y



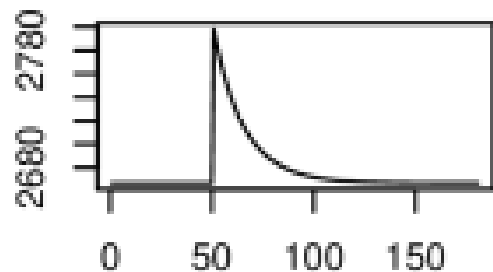
DEF/GDP (%)



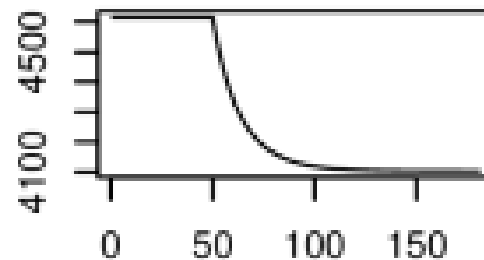
Debt/GDP (%)



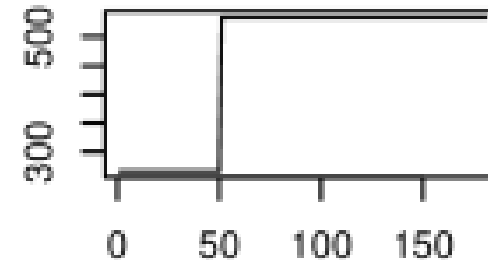
C_w



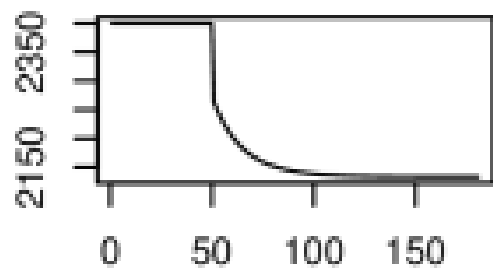
H_w



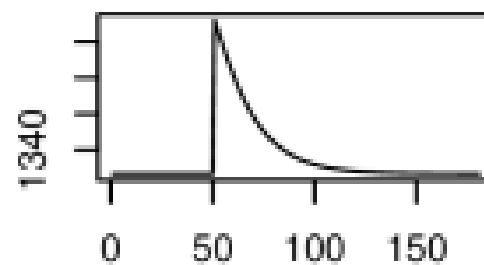
C_1_w



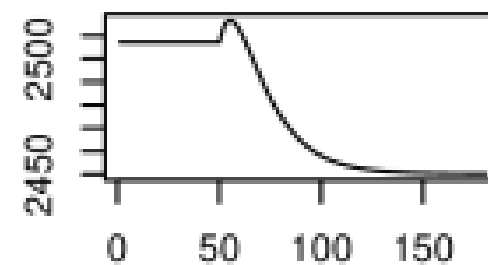
C_2_w



C_c

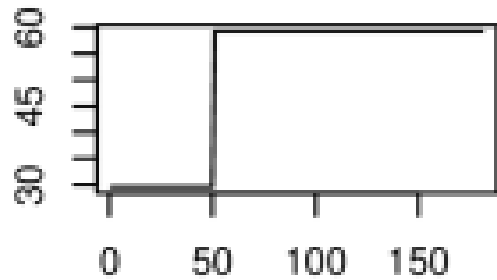


H_c

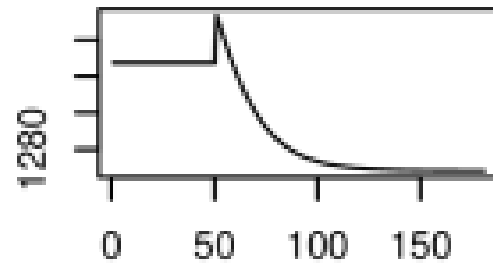


Acceleration of obsolescence

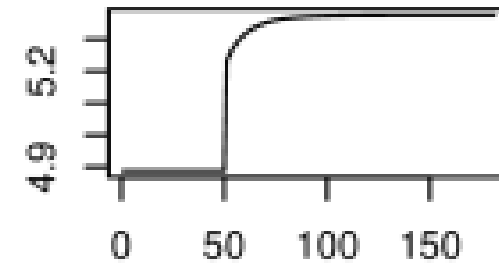
C_1_c



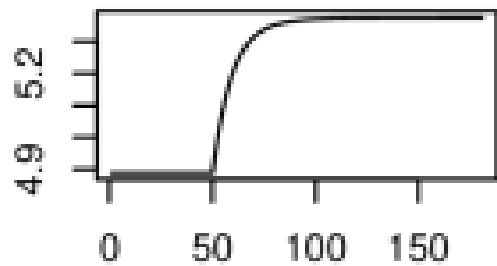
C_2_c



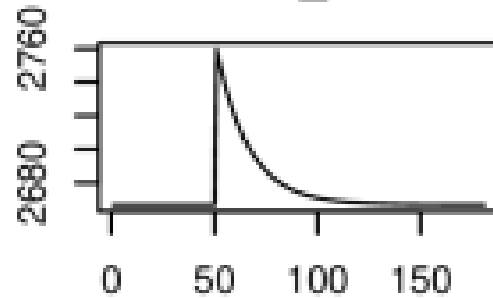
C_2_pcratio



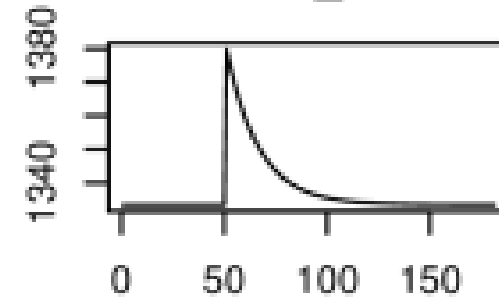
H_pcratio



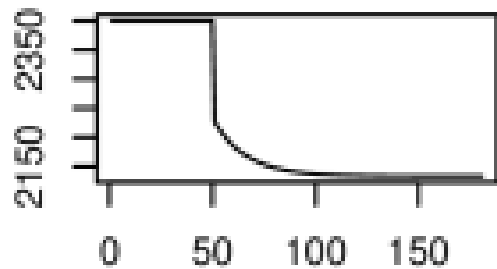
YD_w



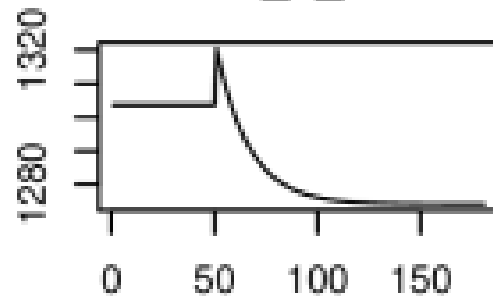
YD_c



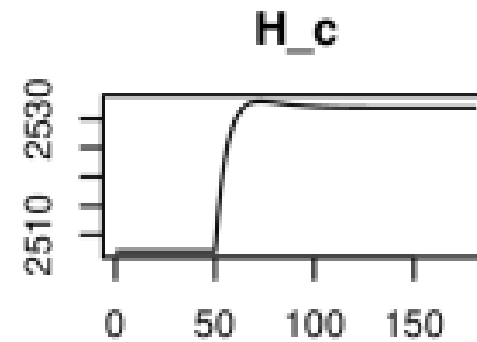
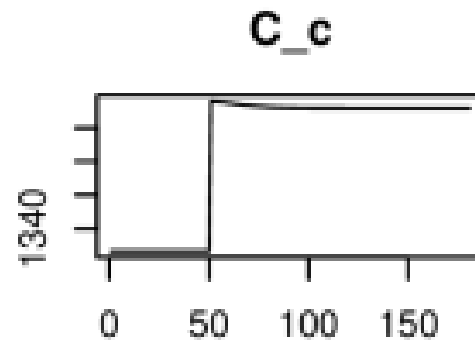
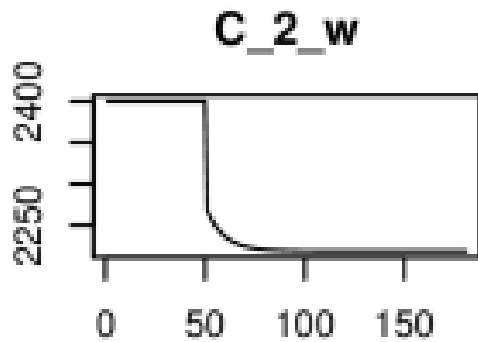
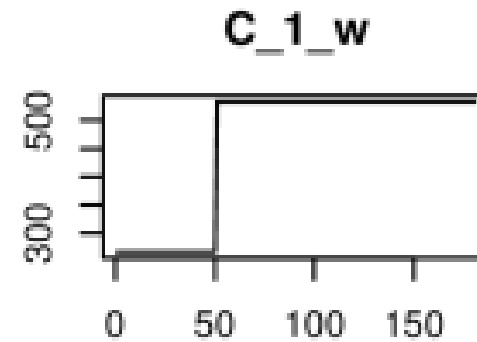
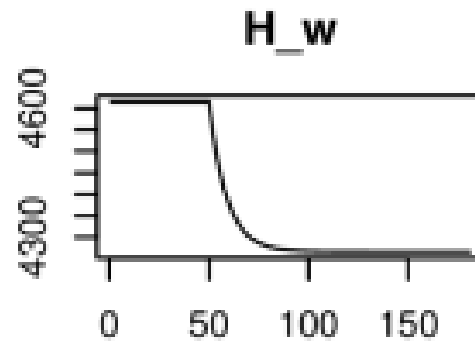
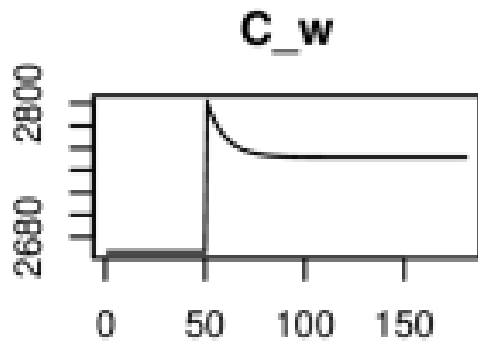
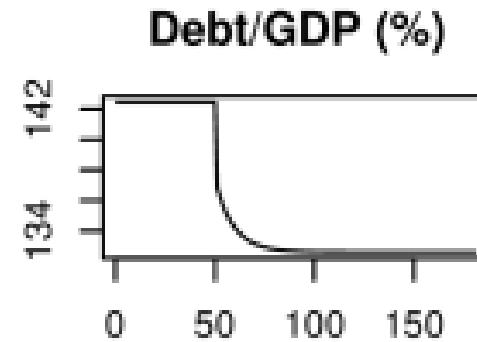
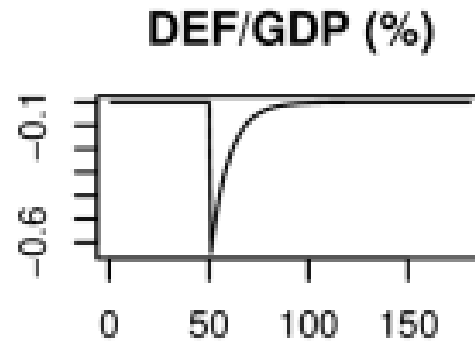
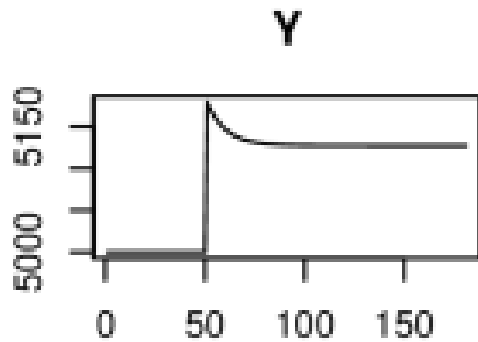
YD_w_eff



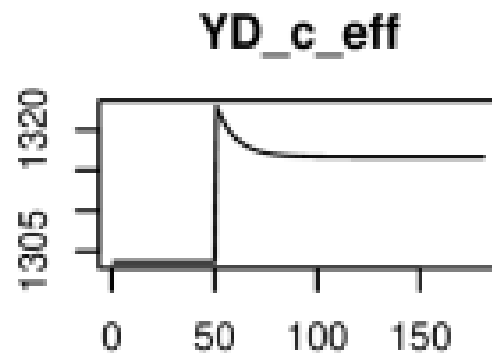
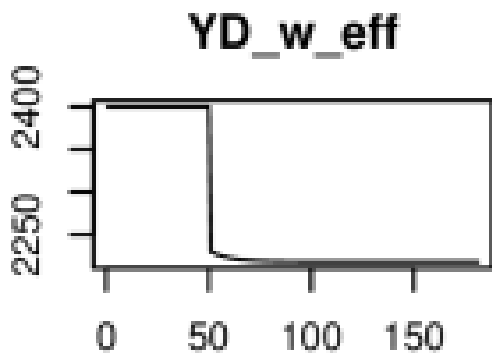
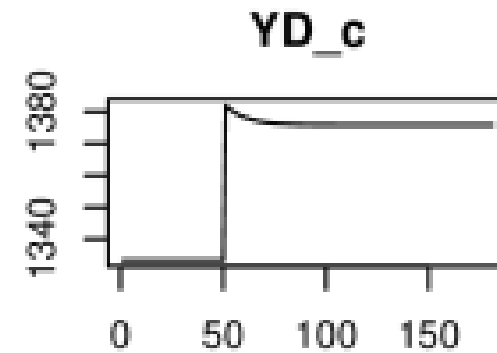
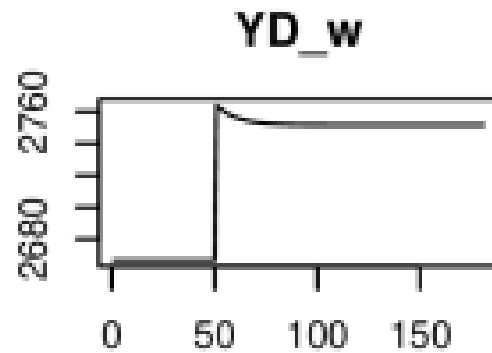
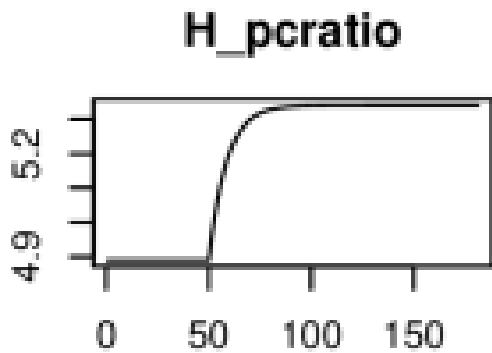
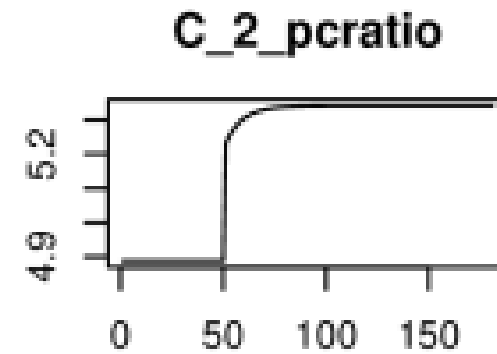
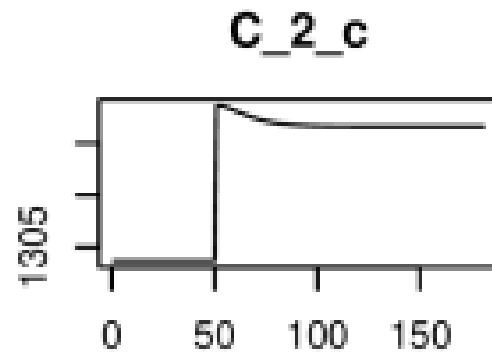
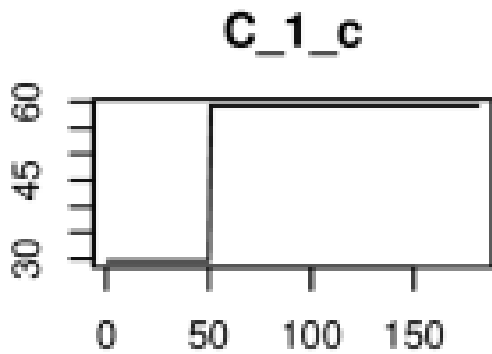
YD_c_eff



Same + tax cut or increase in G_0

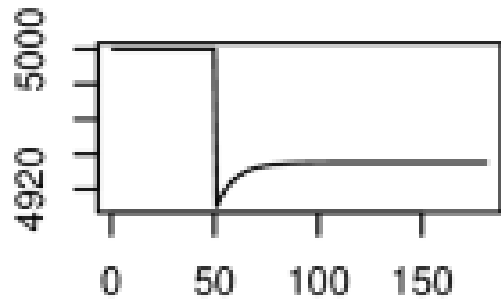


Same + tax cut or increase in G_0

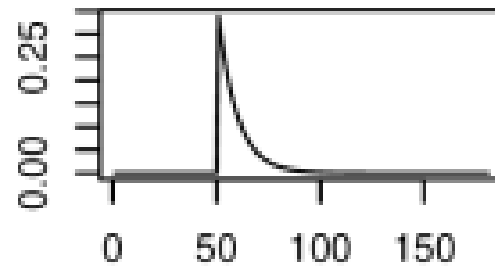


Degrowth

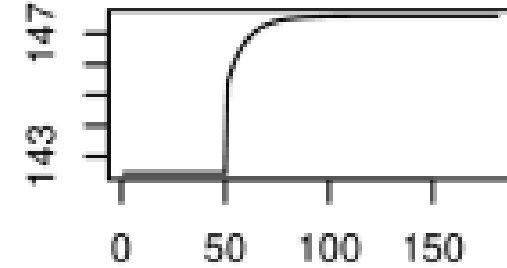
Y



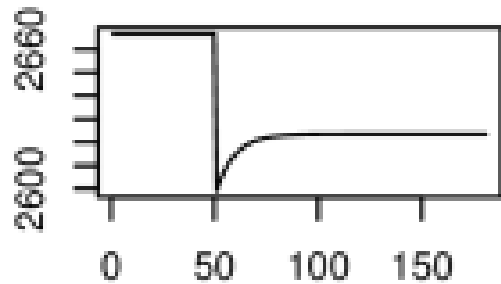
DEF/GDP (%)



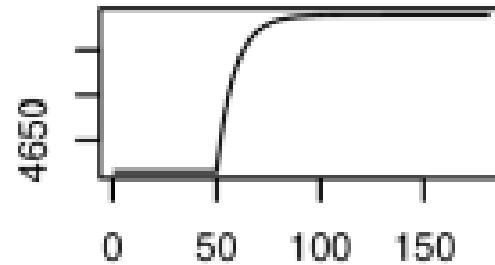
Debt/GDP (%)



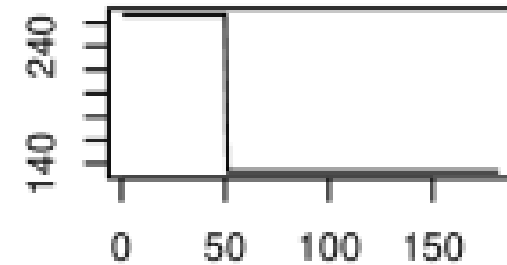
C_w



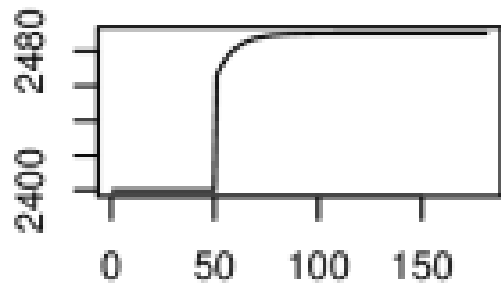
H_w



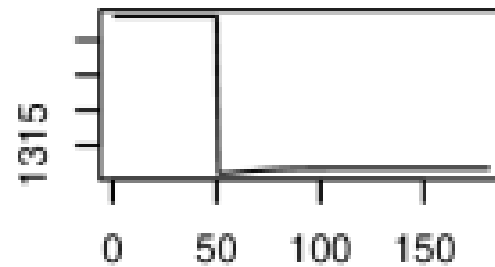
C_1_w



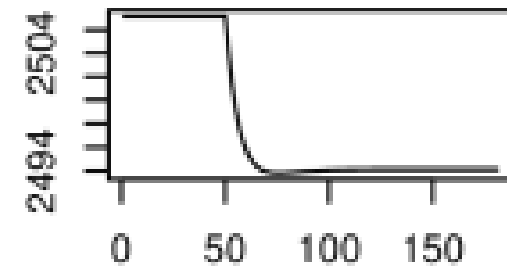
C_2_w



C_c

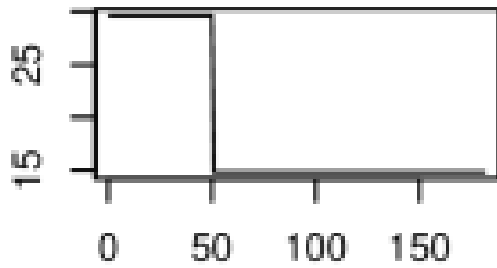


H_c

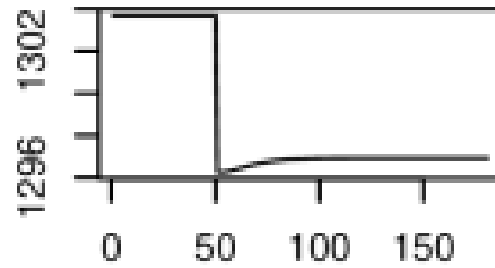


Degrowth

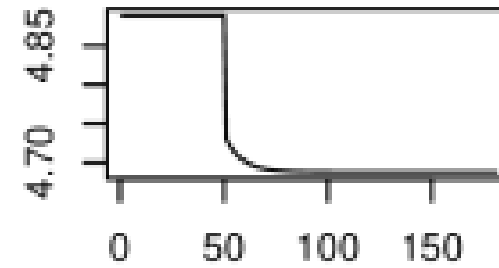
C_1_c



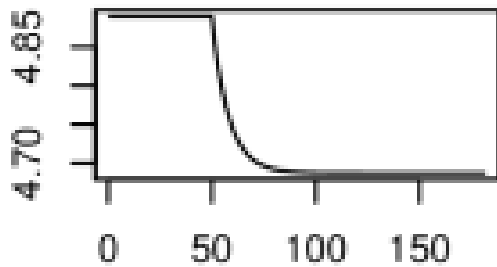
C_2_c



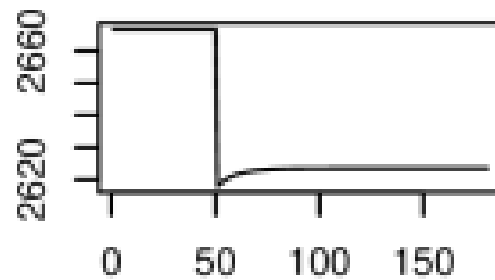
C_2_pcratio



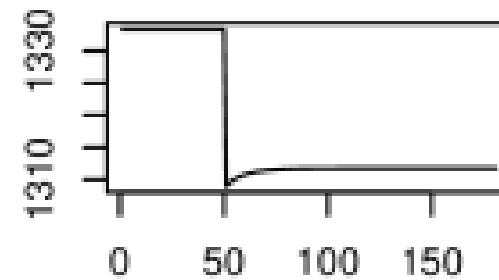
H_pcratio



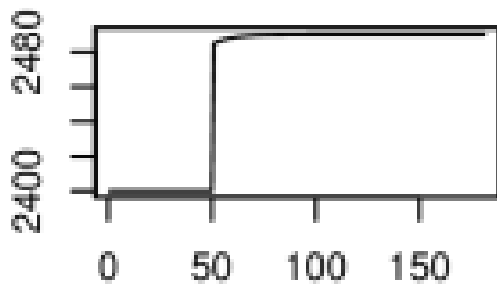
YD_w



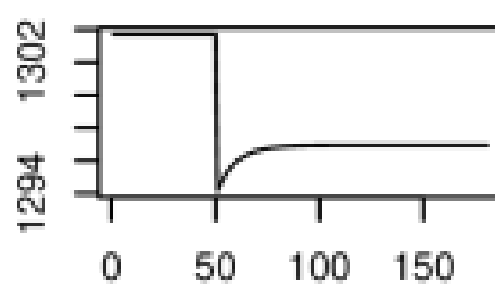
YD_c



YD_w_eff



YD_c_eff



Conclusion

- Possible « win-win » scenario: slowing down obsolescence, reduction in resource use, reduction in inequality.
 - Despite increase in tax rate
 - Reduced ecological damage
 - Rebound effect is tamed
 - Public debt increases but stabilises
 - Working time reduction → could increase desirability of change



Merci de votre attention !

Calibration

- $N_w / N_c = 9$
- Tau (tax rate) = 0.2
- Propensities to consume : 0.75 (income) ; 0.13 (wealth)